



# WELCOME

# Aim of Today

- ▶ Provide information for those new to PARE
- ▶ Provide an update on new aspects of PARE for those familiar with the system.
- ▶ Hear from those who use the system
- ▶ Gain feedback and suggestions from all present.

# Loose Agenda

- ▶ 9.30 - Tea/Coffee
- ▶ 10.00 Mike Brownsell - Welcome, Introduction and Overview
- ▶ 10.30 Nathan Finnegan - PARE Placements Experiences
- ▶ 11.00 Dawn Hennefer - PARE Educational Experiences
- ▶ 11.30 Breakout sessions - Implementation experiences
- ▶ 12.00 - Sandwich Lunch
- ▶ 13.00 - Anna Sherliker PARE Midwives Experiences
- ▶ 13.30 Chester Students PARE Experiences
- ▶ 14.00 Tom Stack/Andy Stead Developments
- ▶ 14.30 Evaluation of the day

# Team the Team

- ▶ Mike Brownsell - Project Manager
- ▶ Paul Barber - Implementation Lead
- ▶ Pat Roberts - Administrator, Helpline & Training
- ▶ Tom Stack - Senior Web Developer (System)
- ▶ Andy Stead - Web Developer (Reports)
  
- ▶ Maria- Theresa Miles - Support (Placement experience)
  
- ▶ Thanks to Karen Heggs and Manchester University for hosting us today

# The PAR(E) Assessment and Evaluation Document

- ▶ TWO KEY FUNCTIONS:
  - ▶ 1: Practice Learning Environment Evaluation
  - ▶ 2: Student Assessment of learning in practice
- ▶ PARE Team funded by HENW, hosted at University of Chester.
- ▶ Server Hosting is with HENW recognised provider (UKFAST)

The screenshot displays the P@RE Practice Assessment Record & Evaluation system interface. At the top, the NHS Health Education North West logo is visible, along with navigation links for DASHBOARD, NEWS, HELP, and CONTACT US. The main header identifies the user as 'Nursing (Adult) Year 3' and provides a link to the 'Cover Page'. Below this, logos for partner institutions including University of Cumbria, NHS Health Education North West, Edge Hill University, LIVERPOOL JOHN MOORES UNIVERSITY, University of Chester, and UNIVERSITY OF LIVERPOOL are shown. A message states 'Student has not entered their tutor's details'. The user information section includes 'Student name: Demo User', 'Student ID:', and 'Cohort: APR\_14'. The central content area displays 'BSc (Hons) Nursing Adult Practice Assessment Record (Including Ongoing Achievement Record)' and 'Module: TEST123'. The page is identified as 'Page 1' and includes a 'Next >>' button.

# A Multi-Professional Endeavour

- ▶ Physiotherapists
  - ▶ Nurses (all four Fields)
  - ▶ Paramedics
  - ▶ Social Workers
  - ▶ Midwives
  
  - ▶ Art Therapists
  - ▶ Dieticians
  - ▶ Medical Students
- ▶ University of Bolton
  - ▶ University of Chester
  - ▶ University of Cumbria
  - ▶ Edge Hill University
  - ▶ University of Central Lancashire
  - ▶ Liverpool John Moores University
  - ▶ University of Liverpool
  - ▶ Manchester Metropolitan University
  - ▶ Salford University

# Audience Overview

May 4, 2017 - Jun 4, 2017

Email Export Add to Dashboard Shortcut

This report is based on 100% of sessions. [Learn more](#) Greater precision

All Users  
100.00% Sessions

+ Add Segment

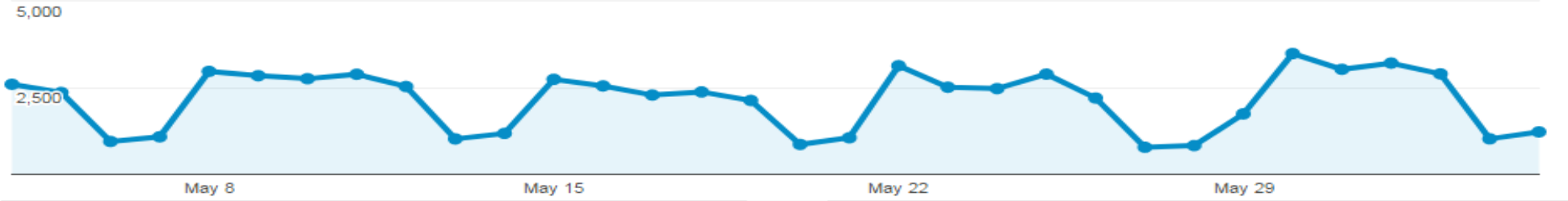
## Overview

Sessions  
100.00% (68,540 of 68,540)

Sessions vs. Select a metric

Hourly Day Week Month

Sessions



Sessions  
**68,540**

Users  
**25,936**

Pageviews  
**864,104**

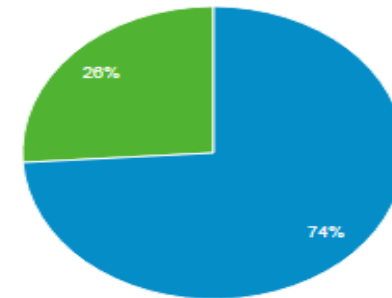
Pages / Session  
**12.61**

Avg. Session Duration  
**00:10:31**

Bounce Rate  
**18.69%**

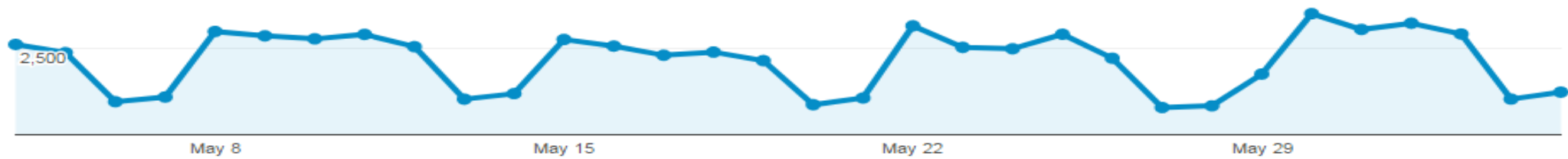
% New Sessions  
**25.99%**

Returning Visitor New Visitor



● Sessions

5,000



Primary Dimension: **Browser** Operating System Screen Resolution Screen Colors Flash Version Other

Plot Rows

Secondary dimension

Sort Type: Default



advanced



	Browser ?	Acquisition			Behavior			Conversions	
		Sessions ? ↓	% New Sessions ?	New Users ?	Bounce Rate ?	Pages / Session ?	Avg. Session Duration ?	Goal Conversion Rate ?	Goal Completions ?
		<b>68,540</b> % of Total: 100.00% (68,540)	<b>26.05%</b> Avg for View: 25.99% (0.22%)	<b>17,854</b> % of Total: 100.22% (17,814)	<b>18.69%</b> Avg for View: 18.69% (0.00%)	<b>12.61</b> Avg for View: 12.61 (0.00%)	<b>00:10:31</b> Avg for View: 00:10:31 (0.00%)	<b>0.00%</b> Avg for View: 0.00% (0.00%)	<b>0</b> % of Total: 0.00% (0)
<input type="checkbox"/>	1. Internet Explorer	<b>22,816</b> (33.29%)	42.50%	9,696 (54.31%)	13.97%	15.23	00:12:55	0.00%	0 (0.00%)
<input type="checkbox"/>	2. Chrome	<b>22,348</b> (32.61%)	16.84%	3,763 (21.08%)	17.39%	13.42	00:11:23	0.00%	0 (0.00%)
<input type="checkbox"/>	3. Safari	<b>17,764</b> (25.92%)	19.40%	3,446 (19.30%)	27.15%	7.82	00:05:30	0.00%	0 (0.00%)
<input type="checkbox"/>	4. Edge	<b>3,330</b> (4.86%)	13.45%	448 (2.51%)	15.41%	13.62	00:13:52	0.00%	0 (0.00%)
<input type="checkbox"/>	5. Firefox	<b>1,595</b> (2.33%)	16.24%	259 (1.45%)	16.18%	15.44	00:13:20	0.00%	0 (0.00%)
<input type="checkbox"/>	6. IE with Chrome Frame	<b>281</b> (0.41%)	48.04%	135 (0.76%)	12.81%	15.69	00:12:21	0.00%	0 (0.00%)
<input type="checkbox"/>	7. Android Webview	<b>125</b> (0.18%)	18.40%	23 (0.13%)	24.80%	9.03	00:06:55	0.00%	0 (0.00%)
<input type="checkbox"/>	8. Amazon Silk	<b>84</b> (0.12%)	20.24%	17 (0.10%)	19.05%	11.63	00:09:24	0.00%	0 (0.00%)
<input type="checkbox"/>	9. Safari (in-app)	<b>66</b> (0.10%)	62.12%	41 (0.23%)	34.85%	4.61	00:02:37	0.00%	0 (0.00%)
<input type="checkbox"/>	10. Android Browser	<b>62</b> (0.09%)	14.52%	9 (0.05%)	24.19%	9.50	00:06:43	0.00%	0 (0.00%)



Explorer

Summary Site Usage Ecommerce

Sessions vs. Select a metric

Day Week Month



Sessions



Primary Dimension: Device Category

Plot Rows

Secondary dimension

Sort Type: Default

Search: advanced [Grid] [Pie] [List] [Filter] [Columns]

Device Category	Acquisition			Behavior			Conversions	
	Sessions	% New Sessions	New Users	Bounce Rate	Pages / Session	Avg. Session Duration	Goal Conversion Rate	Goal Completions
	68,540 % of Total: 100.00% (68,540)	26.05% Avg for View: 25.99% (0.23%)	17,854 % of Total: 100.23% (17,813)	18.69% Avg for View: 18.69% (0.00%)	12.61 Avg for View: 12.61 (0.00%)	00:10:31 Avg for View: 00:10:31 (0.00%)	0.00% Avg for View: 0.00% (0.00%)	0 % of Total: 0.00% (0)
1. desktop	43,973 (64.16%)	30.75%	13,520 (75.73%)	13.70%	15.57	00:13:34	0.00%	0 (0.00%)
2. mobile	21,774 (31.77%)	17.36%	3,780 (21.17%)	27.97%	6.70	00:04:35	0.00%	0 (0.00%)
3. tablet	2,793 (4.07%)	19.84%	554 (3.10%)	25.03%	11.95	00:08:45	0.00%	0 (0.00%)